

LED Cove Lighting System

Energy efficient light that lasts



GE imagination at work



Next Generations Luminaires
Special Recognition

GE LED Cove Lighting System

Combining beauty with sustainability

GE believes that environmental responsibility and beautiful interior design can exist simultaneously. That's why we have designed this new best in class LED Cove lighting system.

LED Cove delivers quality white light at outstanding efficiency – up to 49 lumens per watt – which is up to 50% greater than competitive LED systems at similar colour temperatures. Its integral electronics allow the system to be powered directly from line voltage, and mean that the system efficiency can meet today's demanding building regulation standards.

Why choose LED Cove?

- Reduced energy costs
- Decreased maintenance cost
- Lowered installation costs
- Dimmable system
- GE reliability

Applications for Cove

- Hotels
- Casinos
- Offices

Reduced energy costs

Cove applications today are regularly lit using old, inefficient technology. For example xenon, halogen and neon light sources. The GE LED Cove system can operate with higher lumens, and fewer watts than all these systems, offering up to 7x greater efficiency.

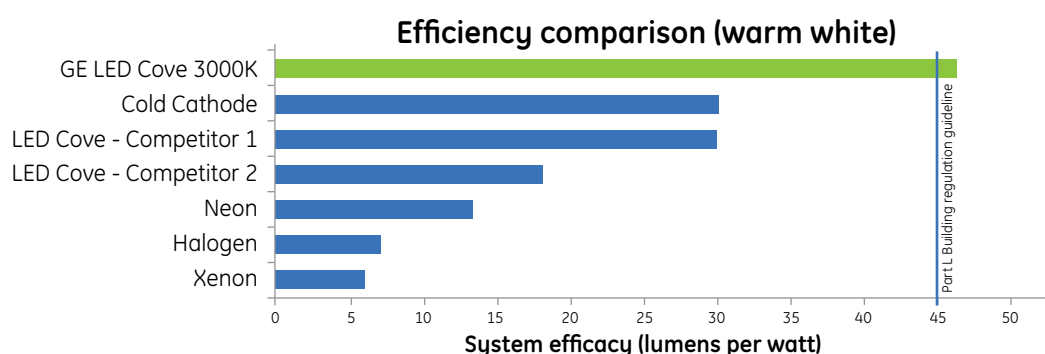
Even versus the most efficient fluorescent lamps, LED has an advantage in Cove applications due to the directional nature of the emitted light. Linear fluorescent lamps, when installed in Cove recesses, lose much of their light through poor internal reflectivity of the recessed surfaces. By contrast, LED Cove emits light in a lambertian manner through a 120° forward distribution. Therefore with the GE LED Cove system, it is possible to match the effective efficiency of the latest fluorescent lamps, but with a wattage reduction allowing energy to be saved.

Decreased maintenance costs

The GE LED Cove system will perform for 50,000 hours – nearly 6 years with 24/7 operation – and stay lit for that entire period with light output greater than 70% of the original value. That's a huge life increase versus conventional technologies:

- up to 25x halogen
- 5x xenon
- 2x cold cathode
- up to twice the service life of linear fluorescent

In addition the absence of an end of life wearout mode for LED means that your installation will stay uniformly lit throughout the life of an installation with no dark spots or shadow caused by premature lamp failure.



Lowered installation costs

Easy-to-use mounting tracks and fewer system components allow for quick and simple on-site assembly. The 30cm fixture lengths allow lighting around curves and corners, and obstacles can be worked around using convenient jumper cables.

The Class II power supply integrated into each fixture enables up to 330 units to be run from a single mains outlet.

Dimmable system


GE LED Cove can be dimmed when used with electronic low-voltage (ELV) reverse phase control dimmer. No additional components are required unlike fluorescent where special dimming ballasts are required.

Please contact GE and dimmer manufacturers for further information regarding performance and compatibility.

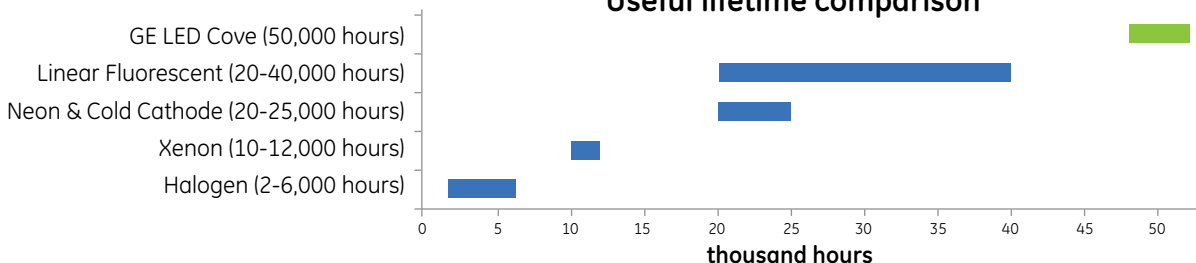
GE reliability

GE has a worldwide reputation within the LED industry for outstanding reliability. More than 3 million metres of GE LED systems are currently installed in signage and architectural applications worldwide, with a warranty return rate of less than 0.05% since 2001.

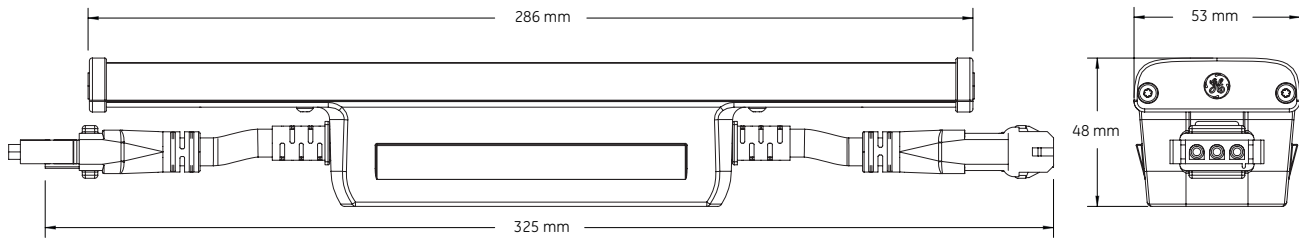
The LED Cove System uses similar design principles, and has been subjected to robust in-house testing of the entire system, including worst-case test protocols. This all adds up to exceptional quality you can depend on.



Useful lifetime comparison



Product Dimensions



Cove Fixture Specifications

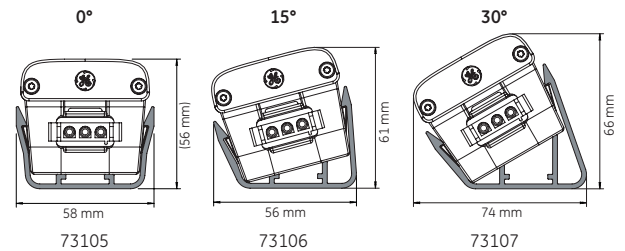
GE Product Code	73100	73101	73826
Description	LC12/727/240V	LC12/730/240V	LC12/841/240V
Input voltage	220-240	220-240	220-240
Wattage/fixture	6.5	6.5	6.5
Lumens/fixture	290	300	320
Efficacy (LPW)	45	46	49
CCT (K)	2700	3000	4100
CRI	70	70	77
Length (mm)	325	325	325
Case quantity	10	10	10

Connector Cables

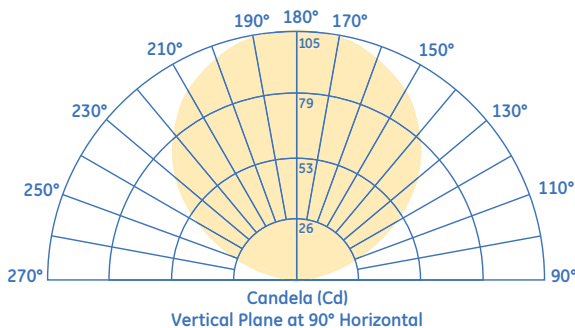
GE Product Code	73616	73617	73618
Description	LC-JC/1m/CE	LC-LC/12m/CE	LC-LC/3m/CE
Type	Jumper cable	Leader cable	Leader cable
Function	Connects between 2 LED Cove fixtures for added flexibility	Connects LED Cove fixture to power supply	Connects LED Cove fixture to power supply
Length (m)	1	12	3

Mounting Track Specifications

GE Product Code	73105	73106	73107
Description	LC-MT48/0	LC-MT48/15	LC-MT48/30
Track Angle	0°	15°	30°
Length (m)	1.2	1.2	1.2
Case quantity	25	25	25



Photometric Specifications



IES files can be downloaded at www.gelighting.com